

*The Traditional Bowhunters
of Maryland
News*

Winter 2000

Editor's Letter

by Lou Compton



President

Mike Mongelli
2408 Springlake Ct.
Gambrills, MD 21054
(410) 551-3287
AMMongelli@aol.com

Vice President

Phil Harris
7314 Houser Rd.
Sharpsburg, MD 21782
(301) 432-8563
Elkridge9@aol.com

Secretary

Bill Nash Jr.
4440 Maple Grove Rd.
Hampstead, MD 21074
(410) 374-2367
wer4nash@gateway.net

Treasurer

John Reed
P.O. Box 2344
Easton, MD 21601-2344
(410) 763-8224
johnineaston@webtv.net

Membership Director

Andy Lupher
4205 College Ave.
Ellicott City, MD 21043
(410) 480-8265
alupher@fore.com

Editor

Lou Compton
26418 Minden Ave.
Crisfield, MD 21817
(410) 968-2086
louc@usa.net

Chaplain

Otis Seese
811 Camp Rd.
Denton, MD 21629
(410) 479-1260
oseese@crosslink.net

Well as I sit and write this the country continues to battle over the presidential election results and the deer season is slipping away fast. There's not much I can do about the election results but I can get out and enjoy what's left of the season. I hope your season has gone considerably better than mine has. I've not been able to get out as much as I would have liked but have enjoyed every opportunity that I did have. Especially those where I was able to share the experience in the company of fellow TBM'rs.

This edition of the newsletter should be reaching you around the holidays and I want to wish each and every reader a safe and happy holiday season. May your holiday be filled with cheer and be recounted in your memories to come as one of the best. Let us all remember that Christmas is a time of giving and we should all strive to help those who have not been as richly blessed, as have we.

This issue marks the final issue of TBM's 9th year. It has been a rather interesting year indeed. It saw the seating of a new slate of officers. The primary fund raising events of this past year, the MATC and the Banquet could be defined as nothing less than a huge success. The hard work of the organizing committees of both events really paid off. The club's treasury continued to grow at a healthy pace and our membership numbers grew slightly. We fielded the controversial issue of TBM becoming politically active and despite some heated discussion the membership remained as a cohesive unit. Our much revered camaraderie remains intact. Our club hunts went off well and were all well attended. The year 2000 is all but behind us and with out a doubt it has been one of TBM's most active and most successful. I hope that each and every member has had the chance to enjoy the benefits of membership in what I believe is one of the BEST traditional archery clubs in the country.

We must now look ahead to TBM's second decade. In the spring of 2001 we will officially celebrate our 10th anniversary. The Spring edition of this newsletter will be a special one that members will want to hold onto for years to come. It will feature a few surprises that I am sure all will cherish. There will even be a slightly different look with some color added in to make the issue more appealing. This effort will call for an increase in the usual fees associated with publishing the newsletter though. To offset that I have asked for members to solicit ad space and to even consider placing a small "booster type" ad themselves. This would be the perfect opportunity for you to memorialize a lost loved one, recognize the wife for putting up with all that craziness we put them through in pursuit of our favorite pastime or just to say thanks to TBM for being there. Please refer to page for more information on this. Merchandise director, Monty Cornwell has contacted a custom leathersmith to have a special 10th Anniversary armguard made for members to purchase. Final details on that are being worked out and full details and ordering information will appear in the next newsletter.

The 10th anniversary celebration continues throughout the spring with the Banquet on March 10th, 2001 then the MATC on May 18 – 20, 2001. Both of these events are sure to be "must attends" and I strongly suggest all adjust their schedules accordingly. As you can see it's a busy year in store for TBM in 2001. Much work is yet to be done and there is still room for more volunteers. Now is the time to jump in and put your shoulder to the wheel and help make TBM's second decade one that we can all be proud of.

A handwritten signature in cursive script that reads "Lou Compton".

Lou Compton

In This Issue

Table of Contents

Reports

- pg. 4 *To the Point (Pres.'s Message)* Mike Mongelli
- pg. 6 *Membership Report* Andy Lupher
- pg. 7 *Secretary's Report* Bill Nash Jr.
- pg. 9 *Treasurer's Report* John Reed

Regular Features

- pg. 10 *Flingin' Arrows* Rob Davis
- pg. 12 *Chaplain's Letter* Otis Seese
- pg. 20 *Schedule of Events* editor
- pg. 20 *Trading Post* editor

Articles

- pg. 14 *Bowhunting Whitetails in the Pocomoke River Drainage* Mike Hill
- pg. 16 *How I Lured in The King of The Mountain* Jim Rebuck
- pg. 17 *"Spirit of The Bow" A video review* Ron Herman
- pg. 18 *Crafting the Lakota Quiver* Jeff Struberg



Next Deadline: Jan. 31, 2001.

RON HENRY'S GUIDE SERVICE

BLACK BEAR BOWHUNTING ONLY




**Hunting, Fishing
and
Exploring
Expeditions with
Licensed Outfitter
and Guide
in Quebec's
Pontiac County**

If you would like to make a reservation or request more information, please contact:

Ron Henry's Guide Service
146 Laroche St., P.O. Box 239
Fort Coulonge, Quebec
CANADA J0X 1V0


Telephone: (819) 683-3008

E-Mail: ronhenry@qquest.net





To the Point



There is something that's mesmerizing about a warm campfire. The crackling flames were spitting embers skyward while holding the attention of the 20 or so fellow TBM'ers on Friday and Saturday nights. The fire-induced trance was punctuated with some conversation. Although, in this setting one does not feel the need to talk, just being among friends and watching the logs being consumed while giving off its' much desired warmth is reason enough to be there. The sporadic talk of hunting, family, politics and traditional values just added to the tranquil scene. It never ceases to amaze me how our traditional values are not limited to bows and bowhunting, but seem to be a common denominator throughout our lives. Those who were not fortunate to be there should make a concerted effort to attend the TBM Green Ridge hunt next year. I feel this hunt and social event is well worth the effort.

Bob Ford and all who helped him put this weekend together deserve a hearty thank you and a pat on the back for a fine TBM function. The weekend food was culminated with a delicious spaghetti dinner on Saturday night. Believe me, unless you have tried to feed 30 or 40 hungry guys – you cannot appreciate the magic that Bob performed. The time and energy that went into this weekend by all that played a part in its success is a testament to the caliber of members that we have in this organization.

The TBM web page revision is proceeding very well under the direction of Larry Schwartz. You can log on through a link from Greg Bowen's TBM page.

The ongoing political discussions re: the "crossbow" issue has been put on the back burner. Although, Let me comment on the new "Maryland Deer Hunting Guide" by Allen Ellis and Bill Burton. These two fellows, past TBM banquet guests, have caved in to the "Crossbow" people by endorsing this poor excuse for a bow.

I am personally writing them to say that I will never support any of their future endeavors. I hope that you will take a few minutes and do the same. Please take any opportunity to write DNR, politicians, the media, publications, etc. with your concerns about the "Crossbow". It will be an effort well spent.

I'm pleased to say that TBM has agreed to donate \$200.00 to "Farmers and Hunters Feeding the Hungry". This program is a winning one for all concerned, the hungry, farmers, hunters and all that contribute. I believe that there will be a fair amount of favorable media coverage in conjunction with this program, which gives us another arrow in our quiver against the "antis".

It is high time that this organization investigate and buy liability insurance. We have many functions that require that TBM have insurance protection. I feel that we have been very fortunate till now to have had no liability claims. Bill Wilhelm has agreed to look into this matter and get us several quotes.

Monty Cornwell, our new merchandise director, is working on some new items for our 10th anniversary next year. Keep an eye posted in the newsletter for the announcement of these items.

Hunt safely, ethically and wear your safety belt while amongst the branches.

See you in the woods.

Mike

Traditional Bowhunters of Maryland



Membership Report

by Andy Lupher



With TBM celebrating its tenth anniversary I thought I would share my thoughts on what makes TBM a great organization and why we need to continue growing, endorsing “hunting the hardway”, and encourage others to share the fellowship.

As some of you know I moved to Maryland from PA in 1997. PA had Denton Hill, Screaming Eagle and a bunch of friends who shot wood bows. I was worried about meeting any bowhunters, let alone any traditionalists. Work related visits to the area confirmed that DC is full of yuppies, SUV and the rat race. Would anyone there know anything about sitting in a tree stand watching the subtle changes that occur as dawn beckons or evening grows? Would anyone know the simple pleasures of making arrows and other equipment or that returning from a hunt empty handed is still a great day a field?

Two weeks after I moved to Maryland I went over to Anne Arundel archers to practice. By chance I ran into Fred Specht and shot a round with him. Within an hour, Fred had convinced me that TBM was a great organization, and I soon saw that they had cool license plates to boot! Fred was correct, TBM consist of many members dedicated to archery and bowhunting. I have met a lot of great people, some have taught me how to make a selfbow, flemish strings and other items, while others have taught me not miss when they are around.


It is one thing to be a bowhunter and quite another to live the code of hunting the hardway as endorsed by Howard Hill, Glenn St. Charles, Jay Massey, Pope and Young and so many others. To paraphrase Aldo Leopold “the American sportsman is puzzled: he doesn’t understand what is happening to him. Bigger and better gadgets are good for industry, so why not for outdoor recreation? And over the years the outdoors industry has driven progress by creating gadgets to kill animals further and faster. Basic hunting skills have suffered as a result, shooting a deer at 50 yards requires little more skills than most gun hunters possess. After all, where a gun hunt ends with a shot is where bowhunting gets interesting. In this age of instant gratification accepting the limits of traditional bowhunting tests and refines your skills while building patience and greater understanding of the great outdoors.

TBM has a membership roster quickly approaching three hundred members. What sets TBM apart from the other clubs are the club activities. Think of the hunts, meetings, MATC, weekly shoots, and the banquet that serve as meeting places for traditional minded folks. The opportunity to participate in diverse club activities separates TBM from other sportsman’s clubs. I want to thank everyone that selflessly donate their time and encourage non-active members to volunteer for TBM events and introduce youths and others to traditional archery. Your commitment and enthusiasm will propel traditional archery into the 21st century.

Regards,

Andy Lupher





Secretary's Report

by Bill Nash Jr.

Greetings to all. I hope that everyone is well and having a great season. I am writing this on November 13, it has yet to be determined who our country's next President will be, and the deer are doing their thing.

The Greenridge hunt was a lot of fun, we all owe a debt of gratitude to Bob Ford for organizing and cooking for us. This hunt is a good way to hunt some new terrain, get to know the membership, eat some of Bob's cooking, which is quite good by the way, and share a campfire with some brother bowhunters.

Fall Meeting: The meeting was called to order by President Mike Mongelli.

Officer's report's

Minutes: The minutes from the summer meeting were read, and after I was corrected on the number of life members I had down (it should have been 30) the minutes were approved.

Treasurer's Report: John Reed gave the treasurer's report, it was approved as read.

Membership: Andy Luper reports that there are currently 283 members, 30 of which are life members.

Vice President's Report: Pheasant Hunt- Phil Harris has gotten the price of this hunt down considerably. Contact Phil or Bill Shields no later than Dec.1 if you plan to attend this hunt. Sitka Hunt-Contact Bill Hassenmayer if you want to attend this years sitka hunt. The date for this years hunt will be Jan 20,2001.

Committe Reports

Banquet: The date of this year's banquet will be March 10th, 2001. If anyone would like to assist with some of the things that need to get done to make our banquet happen, contact Stan Trice or Bill Wyland. Also consider making a donation to the banquet, every item that comes from a member is special. At the last banquet, my daughter was lucky enough to win a beautiful arrow stand, made by John Short. It is proudly displayed in our living room and reinforces that we are members of a club that is continually giving back to the sport that we love.

MATC: John Reed is our new MATC chairman. John is interested in getting some submissions for 10th anniversary tee shirt designs. Please contact John if you have the gift of artistic talent.

Newsletter: Lou Compton reported that the summer newsletter went out on time, Lou was informed that some of the members, at the time of the fall meeting, still had not received their newsletter. Lou would like for those that are not getting the newsletters on time to have some conversation with their local post office to see where the problem might be. If you get any meaningful info out of that conversation please contact Lou to pass that along to him. Also as Lou continues to plan a 10th anniversary issue he would like to sell booster adds to raise some funds to offset the cost, a member can get a small space in the newsletter for 5.00. Some ideas for ads might be to wish the TBM good luck in the future, to thank the founders for the insight and energy in starting the club, or for thanking a spouse for suggesting you take off more time from work to go bowhunting. OK, maybe I stretched it a little too far, you get the idea. Contact Lou for the details.

Merchandise: Monty Cornwell is having armguards made to commemorate the 10th anniversary. A sample armguard should be available at the winter meeting and then orders will be taken. The clubs supply of TBM tee shirts is drying up, it was decided to replenish our stock. The club agreed to allocate 1100.00 to purchase tee shirts

Old Business: TBM Webpage- Larry Schwartz is our new web master. Larry found that the fee for our web site is cheaper when paid annually versus monthly. The cost should be less than 250.00 per year.

AOL is still the best service for the money. Larry asked if anyone has an idea for adding something to the webpage to let him know, and he would see if it could be done. Crossbows-there was significant conversation on the topic of polling the membership to see where the club as a whole stands on the crossbow issue. A motion was made, seconded, voted on and passed to table the issue for now.


New Business: Insurance-The club was made aware of the need for liability insurance for club sponsored events. A motion was made, seconded, voted on, and passed to check into what is available that would suit our needs.FHFH-Farmers and Hunters Feeding the Hungry: The club was made aware of how the organization works. As I understand it you take your deer to a participating butcher shop and donate it to FHFH, the butchering is paid for by FHFH and they come and get the processed meat and see that it gets to where it's needed. Feeling that this was a most worthy cause, the club voted

Continued from page 7

to donate 200.00 to FHFH. It was made known to the club that a member may also donate to FHFH when they purchase their hunting license. The state of Maryland has made provisions in the computer that processes the license to donate to various similar organizations.

The club then thanked Bob Ford for all his efforts in organizing the hunt and doing the cooking, the food was great and





Treasurer's Report: 3rd Quarter 2000

John Reed

As I write this report, the rut is obviously in full swing. Not that I've an opportunity to hunt, but the signs are clear. Three days ago I saw a five-point buck cause a ruckus in downtown Easton. On Sunday I took a canoe ride up to the headwaters of King's Creek – a beautiful, no-shuttle-needed paddle that I highly recommend. At various points along the way I came within 30 yards of three different bucks, and several does. At one point, having reached the limits of reasonable canoe travel, my companion and I took a short walk through the woods, making a tremendous racket in the thick, dry leaves. We stopped within view of a farm field, and I suddenly noticed that an eight-point buck was standing 25 yards away, watching us, but showing no signs of impending flight. I got my camera out and took some shots, we talked

quietly, moved around a little, and after about five minutes the young buck browse slowly away... I guess he knew that he was safe on Sundays! And then this morning a little fork-horn walked by within 10 feet of my bedroom window. Geez – I've got to find a way to get into the woods with my bow! Happy hunting-

John

Treasurer's Report: 3rd Quarter 2000

Accounts Balance as of 06/30/00

Cash Box	0
TBM Savings Account	8,215.76
TBM Checking Account	12,582.21
Life Membership CD's	6,000.00
Less Life Membership Dues	750.00
Net TBM Operating Funds	11,217.04

Debits (7-1-00 to 9-31-00)

MATC Expenses	5,580.74
Newsletter Expenses	2,931.71
Cash Box Change	100.00
Tax Return	75.00
TOTAL DEBITS	8,687.45

Credits (7-1-00 to 9-31-00)

CD interest	89.64
Membership	127.00
Banquet income	50.00
Newsletter ads	48.00
St. Mary's donation	50.00
Savings interest	22.52
TOTAL CREDITS	387.16

Account Balance as of 9/30/00

Cash Box	100.00
TBM Savings Account	8,238.28
TBM Checking Account	4,258.77
Life Membership CD's	6,000.00
Less Life Membership Dues	<750.00>
Net TBM Operating Funds	11,847.05



Flingin' Arrows

by Rob Davis

“QUEST SATISFIED”

Over 35 years ago I made my first quest after a black bear hide to fulfill a desire as a romantic setting in front of a fireplace on a winter's evening.

The first attempt was made in Maine when bear were considered vermin and only required a \$10.00 out of state license with no limit on the number of bear that could be collected. It was my first out of state, guided hunt. A lot was learned about outfitters and living a week with hunting partners. I should have learned about the actual size of black bears also, but the image in my minds eye was more pressing.

Wednesday of that week two local timbermen asked the guide for the use of his dog to trail up a bear that they had wounded while cutting trees. They claimed to have killed the 100 pound cub and wounding the mother. The guide refused, but offered us to help trail her up. Since we hadn't seen a bear, we were willing.

The next morning we went to the tree and I picked up the “100#” cub by it's ear, holding it at arms length. It's liver had been eaten and we were later told by the guide that most likely the mother had returned in the night and ate it, for they relish liver. A blood trail led to the sleeping mother bear on the far side of a felled log. Since it had been gun shot, and therefore couldn't be considered as a bow take, I offered the shot to my hunting partner. His shot over the log was above her backbone and when she bolted my arrow entered just in front of her hind leg, penetrating all but the nock. She rolled over giving the death moan. Though I had only read about it,

there was no mistaking that sound.

Over the following years I have been to seven other bear camps and learned many ways to bait bears and lots more about hunting buddies, but not once have I had the opportunity for the bear that would fulfill the picture in my mind's eye.

Rob's First Bear taken in Patten, Maine in



August of 1965

This last trip in June, 2000, was very satisfying, even though I didn't take a

From left top row, Rob davis, Bill Hassenmeyer,



Guide Roland Godin, Bob Brillhart, botom Ken Hoehn, Merl Brillhart, Larry Krumrine and Ted Brillhart. Not pictured is Stan trice who took the picture.

shot. Eight of us TBmers, Stan &

Jeff Trice, Bob Brillhart, Merl Brillhart and son, Ted, Bill Hassenmeyer, Larry Krumrine, Ken Hoehn and I, who frequently hunt together for various game/fish, spent a week at Ron Henry's Bow hunting camp in Canada. Six of us were hunting bear while Stan Trice went along to act as “chief cook and bottle washer”. We hunters were each shown 2 active bear baits upon arriving and in the middle of the week were offered new baits, if we so desired.

Larry Krumrine, with whom I also went mule deer/antelope hunting in Wyoming in September, spined a bear on Tuesday. Participating in the trailing up and retrieving her the next day made me realize that my youthful desire of a black bear rug was unrealistic, as an average black bear just is not that large. Sure, a boar might fit the bill, and mid-June is the breeding season, but Larry's was a “big” black female bear in the eyes of the hunters and guide; she weighed 176#.

In my book, Larry is a very good hunter and his offer for me to hunt his second bait was readily taken. On Wednesday evening at 9:10 I heard a noise on the 16 yard distant bait and there was “Winnie, the Pooh”, licking honey from one of the 12” logs covering the bait pile. Suddenly she became alerted and bolted and within ten minutes a full grown sow headed for the bait pile. She didn't go all the way to the pile, but smelled where Larry and I had walked when rebaiting and rebuilding it. Two complete circles, at a distance of eight feet, showed me that she had no rub spots, but she didn't fit my rug requirement size. She went back into the woods and began gnawing

Traditional Bowhunters of Maryland

Continued from page 10



on a bone; sounding to be about twenty yards distant. She chewed away 'till Larry came, at dark, to get me, about 10PM.

Thursday Bill Hassenmayer sat the stand when he finally realized that I hadn't brought my bow along. He also didn't take the shot offered for he had four bow collected bears and she didn't fit his requirements either.

Friday, Ted Brillhart sat the bait and she came in at 8PM. He made a good hit and heard her moan after she ran about 100 yards distant. He removed Larry's tree stand, as it was our last day of hunting, and had a l-o-n-g wait 'till 10PM when we arrived.

Trailing her up and bringing her out through the thick underbrush that only allowed for one person to walk between the trees, while carrying her, took about an hour; which Bill Hassenmayer did. Wow! She weighed 116# and was skinned, boned and frozen in time for us to break camp early on Saturday morning.

Everyone saw bears from their stands; two shots were taken and two bears brought home. A great time and hunt with a great group. I doubt that I'll go bear hunting again as the youthful "need" for a bear skin rug isn't as great.

TIMBERSPIRIT
WORLD CLASS HUNTING BOWS BY SUPPLY


www.timberspirit.com

\$400
STANDARD

PF TIPS
CLEAR GLASS
LOCUST LIMBS
TEXTURED FINISH
EXOTIC WOOD VENEER
ALL STANDARD

OPTIONS INCLUDE
EXOTIC LIMB VENEERS
HAND CHECKERED GRIPS
CONNEXION TAKE DOWN SYSTEM

+10-275-1980



Chaplain's Letter



Otis Seese

a great deal of dutch oven cooking and stuffed ourselves for a week. In the six days we were there we saw the leaves turn from nearly all green to almost the full array of color. Since I'm from the Eastern Shore, hunting the ridges and valleys of the mountains always gives me great pleasure. Some of the places I hunted were stunningly beautiful. We went to one particular overlook, and I just stood in awe of the glory of God's handiwork. Keith Callahan and I missed a road sign and drove the East Valley ORV road in a pickup, and that was enough adventure for anyone.

Our group saw a rattlesnake, a bobcat, and two bears. We met a gentleman on Green Ridge Road who was eighty-two years old and still hunts with a fifty-five pound Bear recurve. What an interesting conversation we had! Though I was there six days, all too soon it was time to pack up and return to the reality of every day life with all its pressures and responsibilities. As wonderful as this trip and every hunt is, we must keep "life" in perspective.

I guess what caused me to address this was two very tragic news items that came to my attention in the same week. The first was concerning a father in Indiana who shot and killed his son with a bow. According to a DNR officer it was twenty minutes before legal shooting time, which would be fifty minutes before sunrise. On a clear day it is very dark at that time, and this father saw and heard what he thought was a deer walking by his stand. He took the shot and hit his son who died before the ambulance could arrive.

The other incident occurred in Utah when a two- year- old boy was left sleeping in a truck while his father went scouting/hunting. The boy was found miles from the truck. He died of hypothermia, and was found under several inches of snow.

As hunters I'm sure most of you are familiar with these two incidents and have discussed them at length with other hunters and have voiced

your sadness. Think for a moment of the exact details of both incidents. The bottom line is that both fathers let their drive –their passion- for killing a deer over ride their common sense and their responsibility as fathers. They had just one overwhelming thought on their minds, and that was to kill a deer. They both made tragic decisions that they'll regret for the rest of their lives. It is only a hunt, and it is only a deer. To sacrifice the foundational things of life for the "pleasure of the hunt" is a foolish thing. Our minds can get so wrapped up in our basically selfish pursuits that we honestly don't realize what we are doing to those around us. Our jobs, marriages, and children can all suffer while we justify our activities. If someone would dare mention that perhaps our priorities might be out of balance we would quickly become irritated and defensive. Relationships and not punched deer tags are the things of which life is made. I don't know about you, but I have two children, and I can't imagine the torment I would experience if I lost one of them under either of the circumstances mentioned before. A father's / husband's job is to sacrifice for the happiness and wellbeing of those he loves.

As I think about the heartbreak a father would feel at the loss of a son, it causes me to think about the great sacrifice God made in sending His only son to the earth. God called Jesus," Son", and Jesus called God," Father". The Bible tells us that the Father and the Son were together from all eternity. John 1:1, "In the beginning...the Word (Jesus) was with God". In John 17:5 Jesus prayed, "Father, ...glorify me with the glory I had with you before the world began". They were not only together, but the Father loved the Son immensely. Twice during Jesus' life God spoke audibly from heaven declaring, "This is my beloved son, and I am wonderfully pleased with Him." What amazes me about God's actions is that before He ever gave us the baby in the

I have an article from an old *Deer and Deer Hunting* magazine by Randall Schwalbach entitled "October Rhyme" which talks romantically about October and how much there is to enjoy in that month. There is so much – in fact- that you can't fit it all in, and there in lies the heartbreak of this glorious month. It has come and gone already, and there is so much I didn't get to do. There were hunts with good friends that simply wouldn't fit into my schedule, and that was a shame. One thing I did get to enjoy was the TBM hunt at Green Ridge the first part of October. What a marvelous time of making memories! There is an old tale of two people looking out of the same window. One man looked down and saw nothing but mud. The other looked up and saw the glory of the sky and clouds. I guess that summarizes the reactions members had to this years hunt. I know the deer sightings were down, shot opportunities were down, and no deer were taken as far as I know, but what a wonderful time I had!

I've often stated that at this stage of my life I don't need to have a deer hanging to have had a good hunt, and Green Ridge certainly tests my philosophy to the limits. This years hunt reinforced my attitude. I got to spend time with friends I seldom see, and meet members I didn't know before. As usual I enjoyed seeing and handling different bows and admiring their beauty. We did

Chaplain's Letter

Otis Seese

Continued from page 13

manger, He knew that He would have to die a horrible, bloody death. Knowing a father's love, what in the world would cause a father to be willing to make that great a sacrifice ?

As much as God loved Jesus, His great love for us made Him willing to do the unthinkable. Although God loved us greatly, His righteousness and holiness wouldn't allow Him to ignore our sinful natures. His justice demanded death and eternal separation as the penalty for our sin. Romans 6:23 says, "The wages of sin is death." Hebrews 9:22, "Without the shedding of blood there is no forgiveness of sins." We must grasp that because if there were any other way, God would have taken it. Humanity was, and is, not just spiritually sick, it is spiritually dead. That is why the scripture says that "The **gift** of God is eternal life through Jesus Christ our Lord." About now you are very much involved in gift giving. You give gifts to the people you love simply because you love them. The key word here is "gift". You don't earn gifts; they are given. In fact if you give a gift to someone you love, and they try to pay you for it , you would be offended. You can not buy or earn forgiveness of sins or eternal life. Over a dozen times the Scriptures state that forgiveness only comes through Jesus' blood. Ephesians 1:7 is a good example when it states, "He took away all our sins through the blood of His son, by whom we are saved".

This Christmas season we don't have to ever wonder again if God really does love us. Listen to Paul in his letter to the Romans in 5:8 "God showed His great love for us by sending Christ to die for us while we were yet sinners...we were brought back to God by the death of His son." In our eyes the value of a gift is based on the cost. The cost of the gift of eternal life that God desires to give to us is –as Peter said in 1:19- "the precious blood of Jesus." As you gather together this holiday season with your friends and family –partying and celebrating- please do two things. First of all, remember that it is a celebration of the birth of Jesus. The night of His birth the angels proclaimed to the shepherds, "I bring you the most joyful news ever announced. The Savior has been born tonight in Bethlehem." Then think about the great sacrifice that God made in love for you. Few of you will refuse any of the material gifts you'll receive during the holidays. I earnestly ask you not to refuse the gift of eternal life God desires to give you. What better time to accept this gift than at the celebration of the birth of Jesus. The angel told Joseph to name this baby "Jesus ...for He shall save His people from their sins."

May you have a glorious Christmas with those you love and the God who loves you.





Bowhunting Whitetails in The Pocomoke River

by *Mike Hill*

Having been born and lived most of my life on the lower Eastern Shore of Maryland I have become familiar with a specific part of this region and that being the Pocomoke River, it's tributaries and bordering terrain. I have some very fond memories as a Boy Scout participating in camping and canoeing trips along the river. According to a publication produced by the State of Maryland, Department of Natural Resources, the Pocomoke River originates in the "Great Cypress Swamp" in southern Delaware and flows southwesterly to the Chesapeake Bay. The river has been described as "forty-five miles of jungle-like swamps and rivers." The word "Pocomoke" means "black water" although the water itself may be better described as "coffee colored." A unique characteristic of the Pocomoke River is the vegetation and trees that grow in and along the swamps that border the river. Trees such as bald cypress and southern white cedar inhabit the swamps along the river. In 1980 my family and I moved to Worchester County, six miles northwest of Snow Hill and thus began my interest in bow-hunting the whitetail deer that are prevalent to this region.

After establishing friendships with some of the local landowners I began exploring the bordering swamps and surrounding property. Due to the bald cypress and southern white cedar tree growth in the swamps small islands, ranging in size from a table top to as

large as an average house, are sparingly located. Throughout the year's of scouting in and around the swamps the whitetail deer use the islands as bedding locations and retreat to such locations for security. Deer sign is plentiful on the islands and I have found numerous SETS of shed antlers, which supports my findings that the deer use this type of terrain for bedding and security activities. Also, it is this type of terrain where I usually find large rubs occurring on some of the evergreen vegetation. Usually pine or cedar trees will display the larger rubs. If the old saying "The larger the rub the bigger the buck" is true there are some magnificent whitetail bucks living to a "ripe old age" in and around the river. During the summer months and early fall I often ride my 10 speed bicycle on some of the more remote roads in the area and will occasionally see some of the whitetail bucks that are inhabiting specific locations or some of these "pockets". This is certainly an excellent way to scout and can provide a good chance at harvesting a buck in the beginning of the annual hunting season. Another useful tool that I use is a set of detailed topographic maps.

They can be purchased in booklet form from a book store or your local K-Mart or Wal-Mart. The booklet that I use is titled "Maryland Delaware Atlas and Gazetteer" and can be purchased for around \$18.00. Information it provides is hiking, hunting, state lands, national lands, campgrounds, etc. The scale on the maps is usually 1:100,000 or one inch represents 1.6 miles. Rivers, swamps, marches, wooded or cleared areas are displayed. If a more detailed map is required they can be purchased from the U.S. Geological Survey in Denver Colorado. Scattered at different locations along the river are sections of state owned land that offers hunting opportunities to the public. One such area is the Pocomoke State Forest and is approximately 13,000 acres in size. For the most, the state forest is situated on rather flat land in the Pocomoke River Drainage where elevations range from near 0 to 55 feet and average 40 feet above sea level. The areas of the forest that are more upland and inland from the river produce sweet gum, maple, tulip poplar and a variety of oak species. Also, loblolly pine is found in abundance and the young pine thickets serve as bedding and security areas for the deer, especially during cold weather when the swamps start to freeze over. If a sudden cold spell occurs for a one or two week period



Traditional Bowhunters of Maryland



this is an excellent time for a chance at a deer. At one time the State of Maryland, Wildlife Administration planted and maintained over 700 game food patches that were scattered throughout the State Forest. However, that number has been dramatically reduced over the years, but a few are still available. When hunting the State Forest I prefer to hunt from the beginning of the archery season and continue until the beginning of the general firearm season. The deer population in the State Forest is not subjected to as much human pressure as compared to private property, especially the farms. I think the reason for this is the large amount of crop damage permits being issued to the farming/agriculture industry during the summer months. I try to have at least three stand sites ready before the start of the archery season and try to rotate so that I'm not leaving too much human presence. I generally know the stand locations from my years of scouting. I like to hunt trail intersections, especially where trails exiting/entering the swamps intersect main trails that parallel the river. I find that the trails paralleling the river go for long distances and during the rut will often have scrapes located on it. Usually these scrapes are in the same location year after year.

Also, there are rubs (existing and new) scattered along these main trails. Once the general firearm season starts I then turn my attention to some private property where access is limited. Again, these areas have been previously scouted for stand locations. When hunting the late season my stand sites are located closer to the food sources and timber cutover areas. The deer seem to like the thick cutovers for the warmth of the sun and the thick growth of vegetation serves as a wind block. It is not uncommon to find large groups of deer using these areas in the late season.

Hunting whitetail deer in the Pocomoke River Drainage is a very challenging experience. The deer that inhabit this region are "People Wise" and tend to avoid human presence whenever possible. It is not uncommon for some of the bucks to spend their daytime hours totally in the swamps or the cutovers and only venture out at night. However, when not pushed or pressured by the activities of humans they will venture out of their security areas. I've tried to determine when the best time to get the chance at harvesting a nice buck. My opinion is at the very beginning of the archery season or during the rut. I'll harvest a doe for the table but after the second week of October I try to let the does move about without any disturbance. The bucks if not disturbed, start showing themselves around the first week of November. After the firearm season they seem to become scarce again.

So in conclusion, for you TBMer's that like a challenge at bowhunting whitetail bucks consider giving the deer in the Pocomoke River Drainage a try. You might get addicted and really enjoy it.



How I Lured in the King of the Mountain

(Or, Just Another Day of Stupidity in the Field)

It had been a long tiring and frustrating archery season in Northumberland County, Pennsylvania. With a lack of deer, long tiring days in the field, and now we were heading into the final week of the season.

The day started well at 4:30 AM Monday, November 10 1998. I awoke feeling slightly better after a day of rest on Sunday. I drank a few cups of coffee and headed for the tree stand by 5:15. I soon found my legs still tired and Shokai from the weeks of heavy hunting before, and I felt very unstable in the tree; but I decided to stick it out until 8:00 AM and saw my usual nothing. I decided to descend the tree stand, and while heading for my pickup truck, I then realized I had the upper hand, I could hunt, and he had to work. I asked him what he would do if he had all day to hunt. He suggested still-hunting a part of the Snow Mountain. He said that there had been talk of seeing a few deer there – especially a large buck running with the other deer.

I had not hunted this area for a few years because of the growing number of homes. So, I headed for the top of the mountain once again. After driving to the top I took the bow for a walk, About 100 yards along the top bench, I entered into some 10-15 year old cuttings and started to see signs of deer. I cut down the mountain and started to see

signs of buck. I continued following the signs, and soon found some 6-8" trees with rubs and possible bedding signs. Possibly I could have even moved buck from their bed without knowing it. I slowly started moving toward the top and into open timber. Once again on the top, I opened my "new" jar of sent gel, putting some on my drag rag and continued east along the bench looking of a place to pass some time. Soon I found a blown down pine tree and built a nice blind. I spent about an hour there until I got quite sleepy and started to doze, but was awakened by the call of a wild turkey and sat up and returned his call. Receiving no response, I packed up and freshened up my scent rag and moved further out the bench. I hadn't one too far until I fund a big North/South ridge that opened into a large hollow. That looked like a good spot to finish my nap. There I spent the rest of the afternoon. I spread out my scent canister and turkey decoys and built a rough ground blind and settled in for the remainder of the afternoon. Quite sleepy, I again heard a turkey call. Setting up into calling position, I answered getting again no response. About another hour later, while enjoying a beautiful afternoon, I heard a stick break behind me. Being 3/4 deaf, I knew it was close. I also knew the wind was blowing right to the sound. I tried hard to look around without moving. The slightest sound

of leaves rattling was just too much to take, and I turned. What I saw and heard was one of the largest bucks I have ever seen in archery season. Blowing and running at a distance of ten feet, he would run and stop, run and stop, and turn slowly, covering about 100 yards. As I watched helplessly for what seemed like a few hours – though probably only a few minutes, I just sat and thought, "how could that be? (Or, What could have been?)" Why would he come in from down wind, and that close right behind me? I could not think of any reason other than a different wind current on top of the mountain or just plain dumb luck.

Later at home, after talking to m wife, I unloaded my things in the shop. My wife complained about the terrible smell coming from me, and I also thought it was kind of strong. I later showered and changed clothes. As I started to repack my pack for the trip the following day, I noticed the smell becoming stronger again. I emptied everything from the wool backpack and found my scent gel jar opened and empty. I cleaned up as best as I could and hung some of my clothing outside. Later I loaded and finished repacking for the trip up north, did a few odd jobs, and then went to bed early.

I awoke, suddenly at 4:00 AM and realized how I unknowingly lured in the King of the Mountain!

New Custom Bows:		
"Big Horn"	Jim & Marcia Rebeck	Dale Stahl
J & M Traditions		
ALL Traditional Supplies Flemish Strings New & Used Bows Bow List - \$1.50	 R.D. #2, Box 413 Sunbury, PA 17801 (570) 286-7887	Custom Made Arrows Aluminum or Rose City "Cedar"

Traditional Bowhunters of Maryland

Spirit of the Bow

a video by Gene and Barry Wensel

Reviewed by Ronald C Herman Jr.

The Wensel brothers are more known for their regular column in the Professional Bowhunters Society magazine entitled the Ramblin' Rednecks. More recently they are in a joint venture called 2XL Productions that sells guided hunts, videos, and now a new broadhead called the Wensel Woodsman. The most recent endeavor is a new video called Spirit of the Bow. After having seen their previous video attempts many times, I thought this one might be worthwhile. I enjoyed Hunting October Whitetails I and II. I laughed my butt off watching Highnoon Bucks and thought that if this video is half as good then it would be well worth the 20 dollars.

The video arrived today and I immediately cleared a place on my bed to sit and watch the new masterpiece. My room here in Korea is a total of 120 square feet but at least I have no roommates and lots of privacy but one pair of dirty shorts on the floor can make a clean room a pigpen... so all the stuff was shoved on the floor while I prepared for the hunt! You just have to know your priorities...

The opening scenes and soundtrack of the video are very well done with some stunning shots of our favorite big game animals and places they haunt. There are some sections of the video that are there to make you think a bit about hunts in your own memory. Overall, this video is intended to share the knowledge, humor and an appreciation for the game animals we pursue, that is often overlooked by other video productions. The first topic they tackle is the debate of which is more traditional... instinctive shooting or gap shooting? Gene goes through some of the topics he has published in an article he called, "There is No Shame in Aiming." He argues that being a true instinctive shot requires good natural athletic ability and that not all people are up to the task. Just

as not all people have the raw talent to play professional sports; not everyone has the raw talent to shoot a traditional bow instinctively. He also follows this to say that once someone has the raw talent they must continually practice to keep these skills honed to a razors edge... it is the least we owe the animals we pursue. So he recommends some form of barebow shooting whether it be gap, point of aim, or sighting down the arrow. Barry, on the other hand, argues that everyone should learn to shoot instinctively because when the moment of truth arrives and that big buck is broadside at 20 yards and your body position is awkward... that most will revert to instinctive shooting and consequently miss the deer because they never practice this form of shooting. It is never really decided which is best but they do make some valid points on both sides. Next they tackle the dreaded target panic (TP) in which Barry threatens to walk out of the trophy room if Biggie Hoffman begins talking about TP. He thinks it is purely mental and that most people use it for a panacea to describe every bad shot or shooting slump so much that they begin believing they are in its grasp. He does not want to know anything about how it works or afflicts anybody because he believes that today's traditional bowhunters think about it so much that they cause it to appear on their own. He gives an example that he used to love pecan pie, I mean really, really love it... then one day Gene said that the pecan pie was too rich and he could not eat it. At that time, Barry agreed it was too rich and now cannot eat pecan pie anymore just because Gene put that thought into his mind. So it is with TP according to Barry. Gene believes that everyone will have some degree of TP if they have shot long enough and that it is a constant battle. As you can see, even though they are identical twins, they have differing

opinions and can sit there and discuss these differences and we all can benefit from their views.

Now, any Wensel video must contain some humor and this one has its fair share. As they go through some practice techniques and give a demonstration on how gap shooting works, they also take every opportunity to have some fun. Without giving away anything, I will just warn any of you that are ever offered candy from Barry to check it really well before popping it in your mouth.

Later, these two humble individuals (pun intended) demonstrate some of their shooting prowess. They make 100 yard shots to pop balloons, shoot ½ grain saccharin pills out of the air, shoot ducks, help harvest a 120# javelina, and Barry chases the worlds slowest armadillo. What, you do not believe me? Then I guess you will have to get a copy and watch it for yourself.

The final section of the video shows some excellent hunting scenes from around the globe to include black bear, whitetail, javelina, wild boar, and a host of African game. The bloopers are funny also and tend to round out this family oriented video nicely. I give this video an 8-point rating with a nice spread and typical mass. There are only two things I found annoying about this video. First, the sound levels between outdoor scenes, discussions, and demonstrations were not consistent. This caused you to turn the volume up loud to hear one part but when the cut scene was shown it was nearly blasting you out of the chair, especially in my small room and with only 3 feet separating my rack from the T.V. Secondly, there were some blooper scenes that I thought covered some very good topics that were not included in the final video. At least two of these I would have liked to hear the full portion but video length equates to more money

Continued from page 18

being spent and I know they had to cut some things to the floor. Overall, this was an enjoyable video that was worth my money and time. I must mention that Gene Wensel's trophy room is shown throughout this video and is an awesome sight to behold... in my opinion. You will not get product endorsements or an hour of how to tune a bow and shoot effectively, but you will get a bag full of opinions that have been formed from years of experience through the peculiar presentation of the Wensel brothers. Good Hunting!

Keep em Sharp,

Ron Herman
rchermanjr@hotmail.com

Crafting the Lakota Quiver

by Jeff Strubberg

Of all the equipment we carry with us into the deer woods, quivers are one of the most necessary items. They're also just about the most annoying. Fletchings catch on every tree and bush. Getting an arrow out requires game-flagging movement. Weight on your feather-light bow or a clunky contraption on your back. Can't live with 'em....

So, what's the solution? I doubt there is such a thing as the perfect quiver. But, if you use wooden arrows, two blade broadheads and are comfortable with around a four arrow capacity, here's one that comes close. It's cheap to make, quiet in the woods and protects your arrow from broadheads to fletching.

I've included two sketches to try and make things clearer. I originally got the idea for this quiver design from Jay Massey's section of *The Traditional Bowyer's Bible, Volume Two*. If you don't own these books already, do yourself a favor and buy them. They'll light your do-it-yourself fires like nothing else.

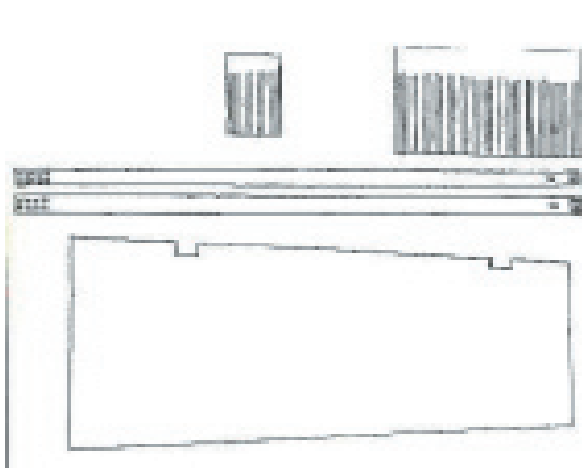
The supplies list is short. You'll need about five square feet of leather. I used what is known double-split leather. It has a suede finish on both sides. Not only is this the cheapest type of leather you can buy, but the soft texture on the inside surface holds your arrows securely, while the soft outer surface quiets those unexpected brushes with tree limbs and

such. Leather is classified by its thickness. I used a 3-4 oz. thickness, which is about twice the thickness of a credit card. Look through your local Tandy Leather bargain bin. I bought the leather for this quiver out of the bargain bin and got enough material to make myself and all three of my children Lakota quivers for \$12. You can use brain-tanned or any other leather that is fairly soft. You'll also need a broken arrow shaft (one of those that snapped off just behind the point is perfect) and something to stitch with. Artificial sinew or waxed

will comfortably hold about five arrows. Raise both measurement by two inches if you want to carry seven or so. Take one of your field-pointed arrows and measure its total length, from the end of the pile to the tip of the nock. This is the correct length of the quiver body. When you add a broadhead to your arrow, only the nocks will protrude from the quiver, providing full protection for your arrow and easy access. Lay out the pattern of the quiver body on your

leather carefully, keeping the top and bottom lines as square as possible. To achieve this, I mark the bottom of the quiver as a baseline. Find the center of this baseline and use a square to extend a line the length of your quiver body. Then use the square to extend a line out either direction from the top of this line to mark the top of the quiver. Then use a straightedge to extend a line from each end of the top dimension to the same edge of the bottom dimension. The layout of the quiver body is complete. The other pieces in the illustration will be adjusted in size to match the quiver body, with the exception of the strap. The

larger piece of fringe should be cut the same length as the top dimension of the quiver body (eleven inches in this example). The smaller fringe should be cut one inch less than half the bottom dimension of the quiver body (for this example, four inches). Cut the two pieces of the carry strap to a comfort-



cotton string works well. A small piece of leather lacing (about 10 inches or so) will make the strap of your quiver adjustable.

Let's get started. On the first sketch the width of the quiver body is 11 inches at the top and 9 inches at the bottom. This will give you a quiver that

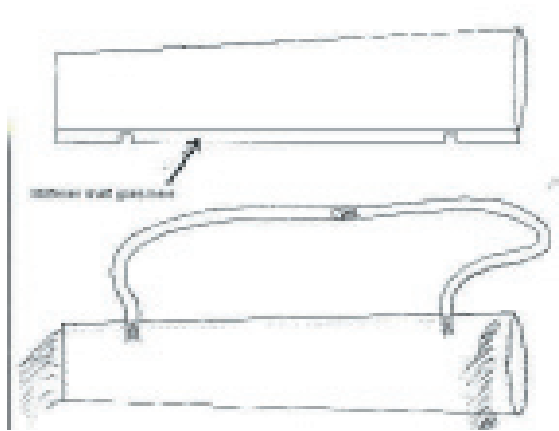
able width and 30 inches long (I used 1 1/4 inches). The strap is going to seem too long, but trust me on this one and leave it alone. Lay out all these pieces and cut them out. On lightweight leather like this, a sharp pair of scissors works fine. After you've got it all cut out, fringe the pieces for the top and bottom of the quiver. Leave about an inch along the long axis of each piece unfringed to give you something to stitch to. Next you need to cut two slots in the quiver body to accept the ends of the carry strap. At five inches from either end of the quiver body (the long edge), cut a square slot about 1 1/2" deep and an eighth of an inch wider than your carry strap.

The last step before stitching up the quiver is to punch holes for the adjustment in the carry strap and slots to attach the carry strap to the stiffener inside the quiver body. Punch a series of holes in each section of the carry strap near one end. Make these holes in pairs with the pairs about an inch apart. Four

pairs on each section will do it. On the opposite end on the strap sections, cut two vertical 1/2" slots about 3 inches from the ends, about 1/4" apart. Fringe the bottom two inches of the slotted ends.

That's all the preliminaries! Let's start stitching! Stitch the back edge of the quiver first. Double over the quiver body with the unfringed section of the small piece of fringe inside and the fringed section out. Make sure the full length of the tabs you cut for the carry strap are showing at the top of the quiver. Stitch from the folded corner of the quiver up to the unstitched edge about a half inch in from the back end of the quiver body. Make sure your stitching passes all the way through both sides of the quiver body and the fringe base in between. Next we need

Traditional Bowhunters of Maryland to stitch the stiffener (recycled arrow) into the top edge of the quiver body. Slide the stiffener through the slots in the two carry strap sections so that the 1/4" piece between the slots ends up on one side of the stiffener while the remainder of the strap is on the other side of the shaft. Now position the stiffener on the quiver body so that it lays down the SINGLE layer of leather at the top with the carry strap ends in the square slot cutouts. Fold the top edge of the quiver over the stiffener. Pull the dangling ends of the carry strap




out so they lay down the front of the quiver body. Start stitching the top of the quiver shut.

You should be going through three layers of leather at this point, the two pieces making up the quiver body and the layer going over the stiffener. Don't stitch down the fringe on the ends of your carry strap! You'll notice that this thing is really starting to look like a quiver now. Next, attach the longer section of

fringe to the front edge of the quiver. Just line the unfringed base up with the mouth of the quiver and stitch it tight. My quiver makes the feathers rustle slightly as they begin to come out of the quiver. You may want to glue or stitch a piece of felt inside the mouth of the quiver to solve this problem.

All that's left is to adjust the carry strap to fit you with the lacing.



Schedule of Events

Annual TBM Assateague Island Sika Hunt

Jan. 20,
2001

This is the Annual Sika Hunt held at Assateague Island national Seashore. Plans are not complete at this time but the date is firm. Call Bill Hassenmeyer at 410-651-2259 for more information as the time draws near. Bill will also need volunteers with 4WD vehicles to transport hunters up and down the beach.

Winter Meeting and Shoot at Baltimore Bowman Range

Jan. 28, 2001

This is TBM's quarterly meeting for the winter. It will be held at Baltimore Bowman's Range on Harford Rd. in Baltimore County. Meeting gets underway at noon. The T-shirt design contest will be judged at this meeting. See full details in the T-shirt Contest Ad on pg. 13 of this issue.

TBM Pheasant Hunt

Feb. 17, 2001

The TBM Pheasant hunt has been resurrected! A new outfitter has been located that will allow for a more economical hunt thus hopefully allowing a greater attendance. The hunt will be held at Native Shore Hunting Preserve. Cost will be \$250 per group of 5 hunters. Lunch will be available for an additional \$7.50 a head. Contact Bill Shields (410) 476-3461 or Phil harris at (301) 432-8563. See the ad on pg.5 of this issue.

Annual TBM Banquet

March 10, 2001

The Annual TBM Banquet will be held this date at Ft. Meade Officer's Club. Full details will be forthcoming in a separate mailing to members. Mark your calendars now though and arrange to be there. You'll be glad you did.

Spring TBM Meeting and Shoot

April 21, 2001

~~~~~The Trading Post~~~~~

Member Garcia Allen of Pasadena, MD. has the following items for sale:

- 1) Bob Lee Recurve 60", 53# @ 28" \$300.00
- 2) Martin Bushmaster Long Bow 64", 60# @ 28" - \$200.00
- 3) Loc-on Spirit with API Stackin' Stick - \$100.00
- 4) Loc-on Ladder Stand 10" Height, light weight aluminum - \$100.00
- 5) Gun Slinger Climbing Stand w/ gun rest - \$200.00

Contact Garcia at 410-439-5430

Member Lou Compton has for sale a 1972 18' Chateau travel trailer. Exterior could use painting; Interior immaculate. Would make a great camper for your hunt club. No leaks and wellmaintained. \$750.00
Contact Lou at 410-968-2086